



# UNIVERSAL COMMUNICATION SOLUTION

---

PACKTALK

# EDGE


**POCKET GUIDE**

EN





# CARDO CONNECT APP



Cardo Connect App

# TABLE OF CONTENTS

Getting Started .....	<b>4-5</b>
Cardo Connect App .....	<b>6</b>
General .....	<b>7-8</b>
Music .....	<b>9</b>
Phone Call .....	<b>12-13</b>
DMC Intercom .....	<b>14</b>

## ADVANCED FEATURES

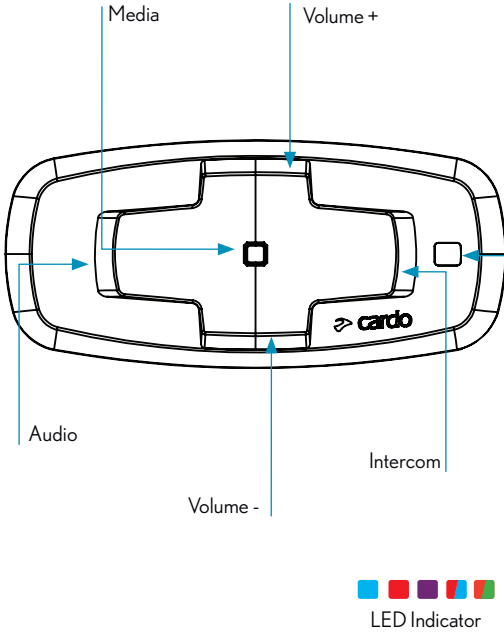
DMC Intercom .....	<b>15</b>
--------------------	-----------

---

Voice Commands .....	<b>17</b>
----------------------	-----------

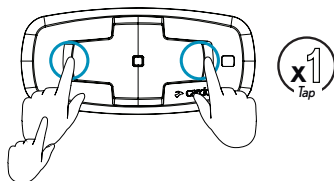
Advanced Buttons Control .....	<b>18-19</b>
--------------------------------	--------------

# Getting Started

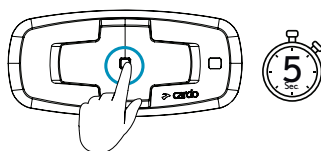


## Getting Started

 On/Off



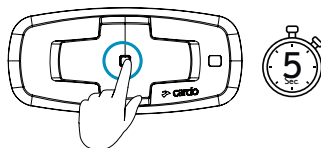
 Phone Pairing



LED Red & Blue



 Stop Phone Pairing

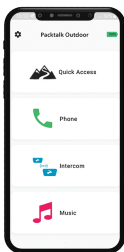




Download



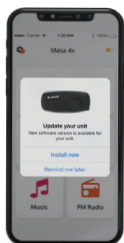
Register



Choose Language

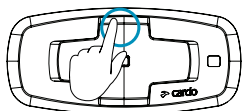


Update Software

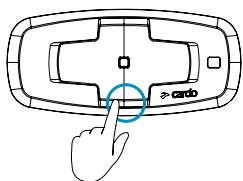


## General

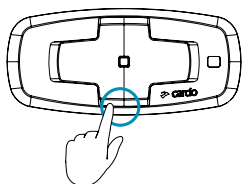
 Volume Up



 Volume Down



 Mute / Unmute Microphone



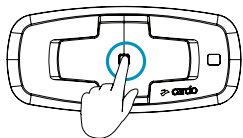
 Voice Assistant



*Siri*



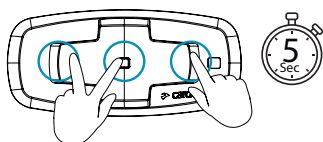
*Google Assistant*





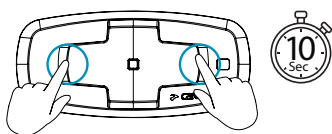
Factory Reset

---



Reboot

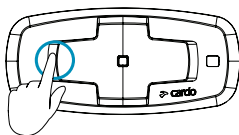
---



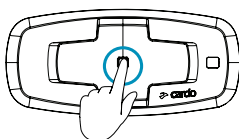


## Music

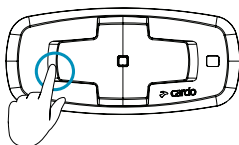
▶ On



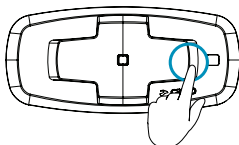
|| Off



▶ Next



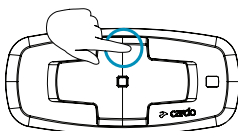
◀ Previous



## Share/Stop Sharing

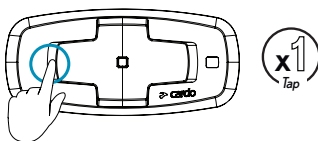
🎵 Music

☎ Phone Call

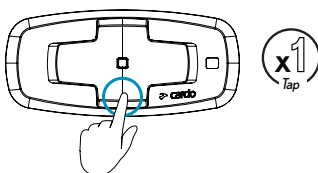


## Phone Call

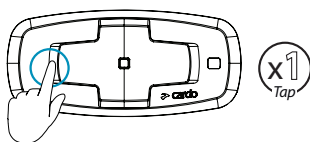
### Answer / End Call



### Ignore

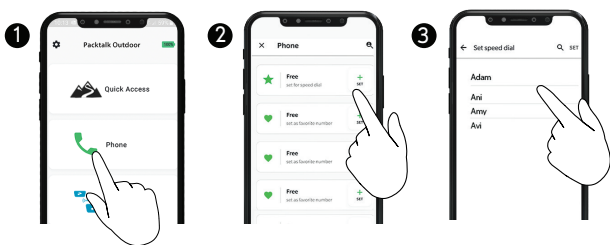


### End Call



### Speed Dial

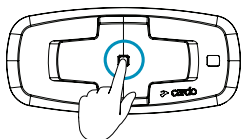
#### Set Number





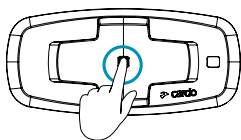
Call Speed Dial

---



Redial

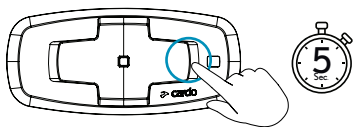
---





Grouping

---



LED Red & Green 

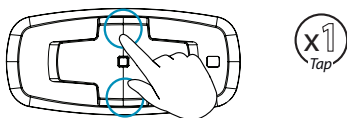
Grouping Success

LED Purple 



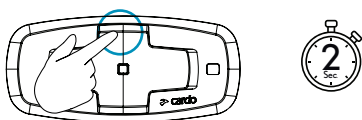
Mute / Unmute Group

---



Share Call

---



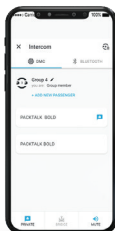


## Set Private Chat Partner

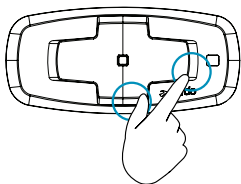
1



2



## Start / Stop Private Chat



 “Hey Cardo...”



**E** English



- Answer
- Ignore
- “Hey Cardo, end call”
- “Hey Cardo, speed dial”
- “Hey Cardo, redial number”



- “Hey Cardo, music on”
- “Hey Cardo, music off”
- “Hey Cardo, next track”
- “Hey Cardo, previous track”
- “Hey Cardo, share music”



- “Hey Cardo, call intercom”
- “Hey Cardo, end intercom”



- “Hey Siri”
- “Ok Google”



- “Hey Cardo, volume up”
- “Hey Cardo, volume down”
- “Hey Cardo, mute audio”
- “Hey Cardo, unmute audio”

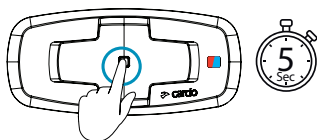



- “Hey Cardo, battery status”

## Advanced Buttons Control

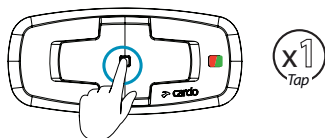
### Device pairing (GPS/TFT/Phone)

#### 1 Step 1



LED Red & Blue 

#### 2 Step 2



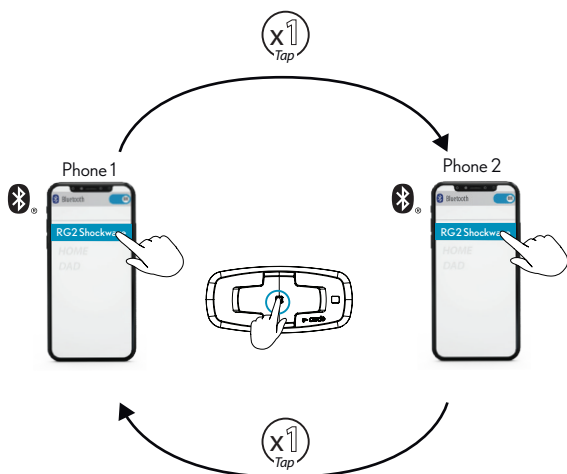
LED Red & Green 



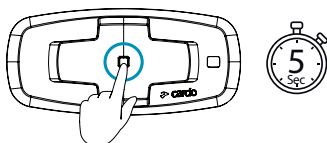
## Advanced Buttons Control

### Device pairing (GPS/TFT/Phone)

#### 3 Step 3



#### Stop Pairing





[cardosystems.com](https://cardosystems.com)

.....

[Cardosystems.com/support](https://Cardosystems.com/support)  
[support.ruroc.com/en-US](https://support.ruroc.com/en-US)

[youtube.com/CardosystemsGlobal](https://youtube.com/CardosystemsGlobal)  
[youtube.com/Ruroc](https://youtube.com/Ruroc)



**RUROC®**

**RG2**

**cardo**

**cardo**