

LS2

 **Bluetooth**
5.2



4
LS2 **X**

POCKET GUIDE

EN

 **LIVE
INTERCOM**

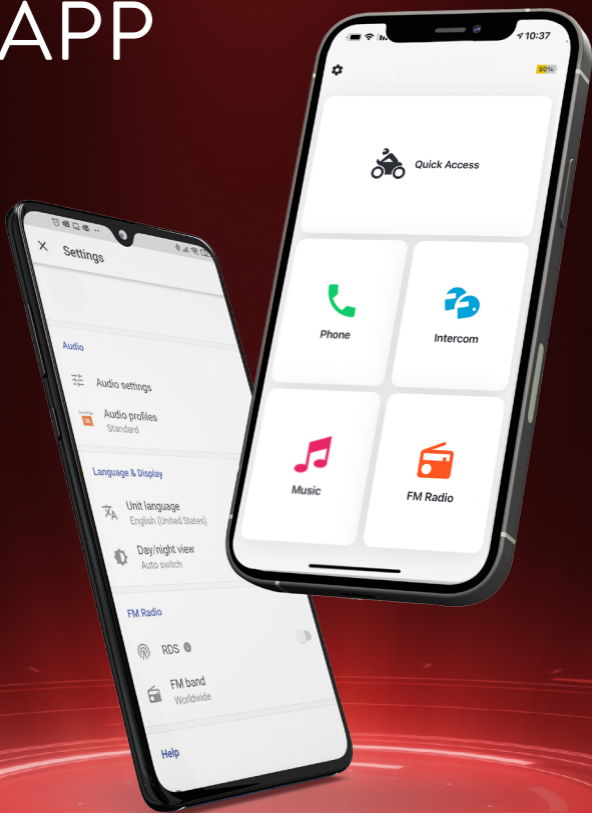
 **OPERATED BY
NATURAL VOICE**

SOUND BY





CONNECT APP



Cardo Connect App

Table of Contents

4-5

Getting Started

6

Cardo Connect App

7-8

General

9

Music

10-11

Radio

11

Switch Source

12-13

Phone Call

14-15

Bluetooth Intercom

16

Voice Commands - Always On!

Advanced Buttons Control

17

Enable/Disable

18

Radio

18

Phone Call

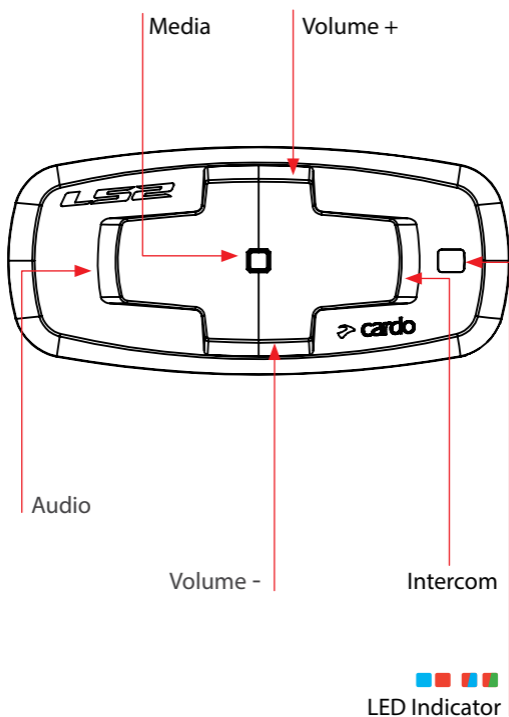
18

Share/Stop Sharing

19-20

Device pairing (GPS/TFT/Phone)

Getting Started



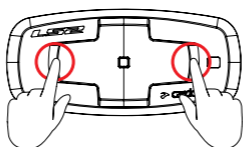
Press & Hold



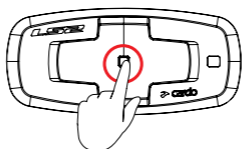
Number of Taps

Getting Started

On / Of



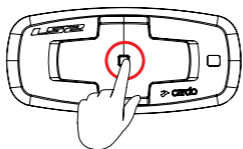
Phone Pairing



LED Red & Blue



Stop Phone Pairing





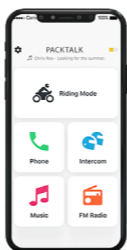
Cardo Connect App



Download



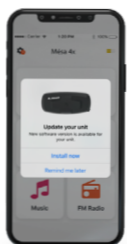
Register



Choose Language



Update Software

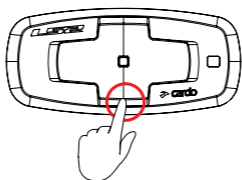


General

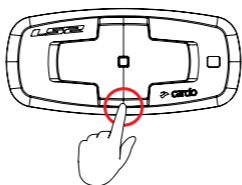
Volume Up



Volume Down



Mute / Unmute Microphone



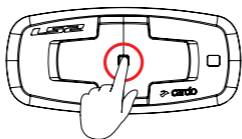
Voice Assistant



Siri

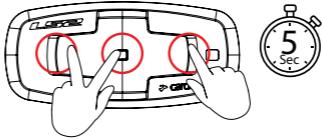


Google
Assistant

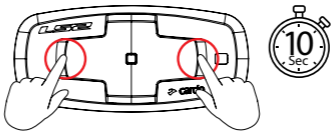




Factory Reset

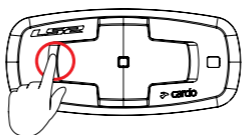


Reboot



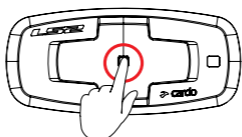
Music

▶ On



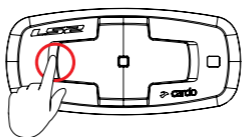
X1
Tap

■ Off



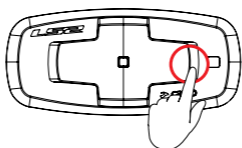
X1
Tap

▶ Next



X1
Tap

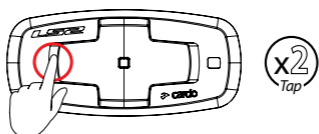
◀ Previous



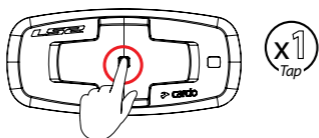
X1
Tap

Radio

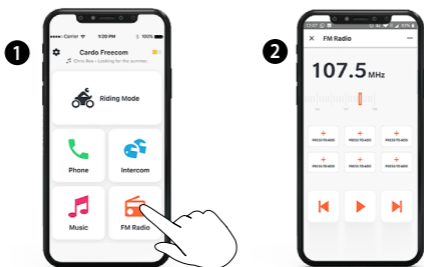
 On



 Off

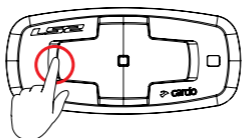


 Set Presets

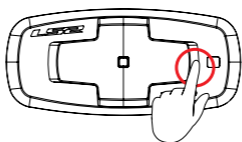


Radio

▶ Next Preset

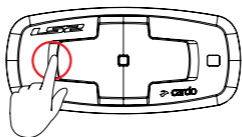


◀ Previous Preset




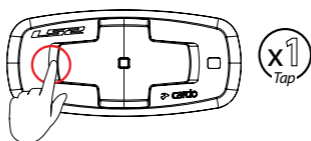
Switch Sources


Music/Radio toggle

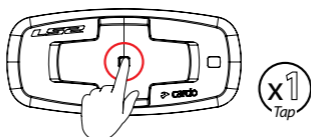


Phone Call

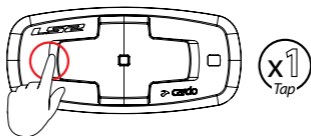
 Answer



 Ignore

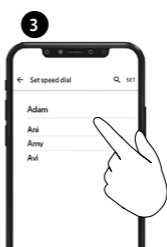
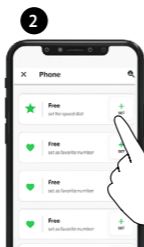
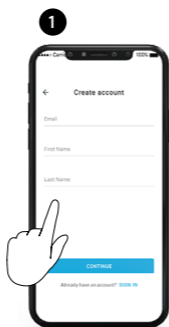


 End Call

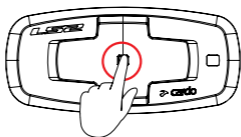


★ Speed Dial

Set Number



☎ Call Speed Dial

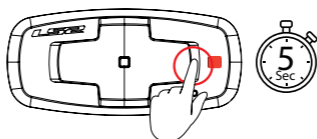


Bluetooth Intercom

Pairing



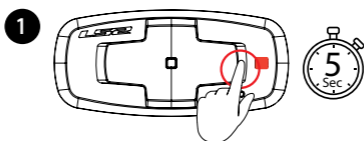
Pair to Rider A



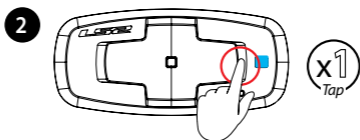
LED Red



Pair to Rider B



LED Red



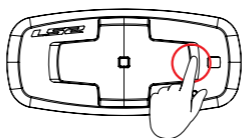
LED Blue



* Rider C should be connected to Rider B

Bluetooth Intercom

Call / End Intercom



Voice Commands - Always On!

E English



- **Answer**
- **Ignore**
- "Hey Cardo, **end call**"
- "Hey Cardo, **speed dial**"
- "Hey Cardo, **redial number**"



- "Hey Cardo, **music on**"
- "Hey Cardo, **music off**"
- "Hey Cardo, **next track**"
- "Hey Cardo, **previous track**"
- "Hey Cardo, **share music**"



- "Hey Cardo, **radio on**"
- "Hey Cardo, **radio off**"
- "Hey Cardo, **next station**"
- "Hey Cardo, **previous station**"



- "Hey Cardo, **call intercom**"
- "Hey Cardo, **end intercom**"



- **"Hey Siri"**
- **"OK Google"**



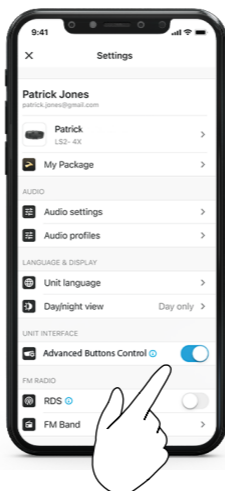
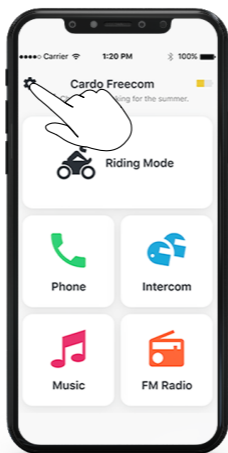
- "Hey Cardo, **volume up**"
- "Hey Cardo, **volume down**"
- "Hey Cardo, **mute audio**"
- "Hey Cardo, **unmute audio**"



- "Hey Cardo, **battery status**"

Advanced Buttons Control

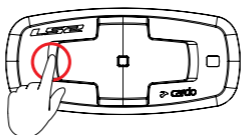
Enable/Disable



Advanced buttons control

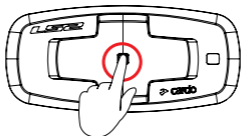
Radio

»» Automatic radio tuning



Phone Call

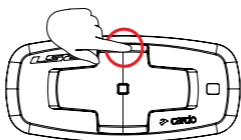
☎ Redial



Share/Stop Sharing

🎵 Music

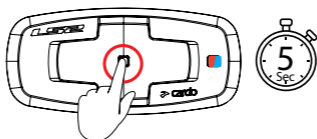
☎ Phone Call



Advanced buttons control

Device pairing (GPS/TFT/Phone)

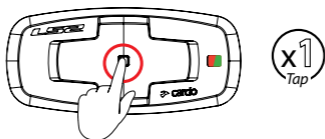
1 Step 1



LED Red & Blue



2 Step 2



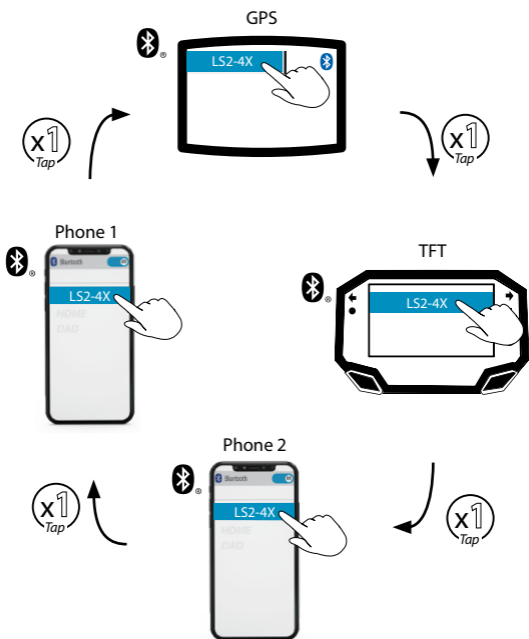
LED Red & Green



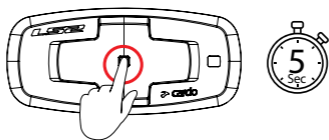
Advanced buttons control

Device pairing (GPS/TFT/Phone)

3 Step 3



Stop Pairing





cardosystems.com



Cardo Connect App

Cardosystems.com/update

Cardosystems.com/support

